



# Connecting You to Your Next Career


## Common Career Paths for the Top 5 In-Demand Middle-Skill Occupations


### LOS ANGELES BASIN REGION

*Los Angeles County*

 Registered Nurses <b>Nursing Assistants (Middle-Skill)</b> Home Health Aides	Total Job Openings	Median Annual Wage
	28,760	\$97,110
	12,290	\$30,533
	4,570	\$23,808

 Elementary School Teachers, <i>Except Special Education</i> <b>Teacher Assistants (Middle-Skill)</b> Childcare Workers	Total Job Openings	Median Annual Wage
	8,470	\$77,007
	11,870	\$30,870
	9,850	\$25,540

 Nurse Practitioners <b>Licensed Practical and Licensed Vocational Nurses (Middle-Skill)</b> Personal Care Aides	Total Job Openings	Median Annual Wage
	1,440	\$129,566
	10,350	\$50,730
	112,020	\$23,892

 Physical Therapists <b>Medical Assistants (Middle-Skill)</b> Personal Care Aides	Total Job Openings	Median Annual Wage
	2,460	\$94,646
	10,110	\$34,998
	112,020	\$23,892

 Purchasing Agents, <i>Except Wholesale, Retail, and Farm Products</i> <b>Heavy and Tractor-Trailer Truck Drivers (Middle-Skill)</b> Light Truck or Delivery Services Drivers	Total Job Openings	Median Annual Wage
	2,640	\$70,439
	8,060	\$45,012
	6,850	\$32,607

**Source:** California Employment Development Department, *Projections of Employment 2014-2024*. Total projected job openings are the sum of new and replacement job openings. Occupational Employment Statistics Wage Survey, updated to 1st Q, 2017.

The EDD is an equal opportunity employer/program. Auxiliary aids and services are available upon request to individuals with disabilities.